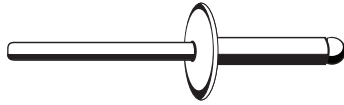


# REMACHES



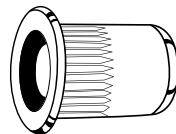
# TOLEDO®

## ACERO INOXIDABLE



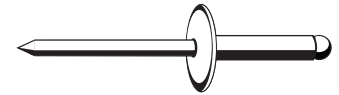
CLAVE	DESCRIPCIÓN	EMPAQUE
FXR41	1/8 X 3/16 X (1/16)	100
FXR42	1/8 X 1/4 X (1/8)	100
FXR43	1/8 X 5/16 X (3/16)	100
FXR44	1/8 X 3/8 X (1/4)	100
FXR45	1/8 X 7/16 X (5/16)	100
FXR46	1/8 X 1/2 X (3/8)	100
FXR48	1/8 X 5/8 X (1/2)	100
FXR52	5/32 X 1/4 X (1/8)	100
FXR54	5/32 X 3/8 X (1/4)	100
FXR56	5/32 X 1/2 X (3/8)	100
FXR58	5/32 X 5/8 X (1/2)	100
FXR510	5/32 X 3/4 X (5/8)	100
FXR62	3/16 X 1/4 X (1/8)	100
FXR64	3/16 X 3/8 X (1/4)	100
FXR66	3/16 X 1/2 X (3/8)	100
FXR68	3/16 X 5/8 X (1/2)	100
FXR610	3/16 X 3/4 X (5/8)	50
FXR612	3/16 X 7/8 X (3/4)	50
FXR84	1/4 X 3/8 X (1/4)	50
FXR86	1/4 X 1/2 X (3/8)	50
FXR88	1/4 X 5/8 X (1/2)	50

## TUERCAS REMACHABLES ZINCADA



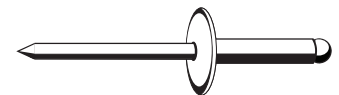
CLAVE	DESCRIPCIÓN	EMPAQUE
FNR05	#10-24X0.475"	100
FNR05L	#10-24X0.585"L	100
FNR06	1/4-20X0.58"	100
FNR06L	1/4-20X0.68"L	100
FNR08	5/16-18X0.69"	100
FNR08L	5/16-18X0.805"L	100
FNR09	3/8-16X0.69"	100
FNR09L	3/8-16X0.805"L	100

## REMACHES DE CLAVO ALUMINIO /ACERO ALA ESTÁNDAR



CLAVE	DESCRIPCIÓN	EMPAQUE
FR41	D: 1/8 L: 3/16 A: 1/16	1,000
FR42	D: 1/8 L: 1/4 A: 1/8	1,000
FR43	D: 1/8 L: 5/16 A: 3/16	1,000
FR44	D: 1/8 L: 3/8 A: 1/4	1,000
FR45	D: 1/8 L: 7/16 A: 5/16	1,000
FR46	D: 1/8 L: 1/2 A: 3/8	1,000
FR48	D: 1/8 L: 5/8 A: 1/2	1,000
FR410	D: 1/8 L: 3/4 A: 5/8	1,000
FR52	D: 5/32 L: 1/4 A: 1/8.	1,000
FR54	D: 5/32 L: 3/8 A: 1/4.	1,000
FR56	D: 5/32 L: 1/2 A: 3/8.	1,000
FR58	D: 5/32 L: 5/8 A: 1/2.	500
FR510	D: 5/32 L: 3/4 A: 5/8.	500
FR512	D: 5/32 L: 7/8 A: 3/4.	500
FR62	D: 3/16 L: 1/4 A: 1/8.	500
FR64	D: 3/16 L: 3/8 A: 1/4.	500
FR66	D: 3/16 L: 1/2 A: 3/8.	500
FR68	D: 3/16 L: 5/8 A: 1/2.	500
FR610	D: 3/16 L: 3/4 A: 5/8.	250
FR612	D: 3/16 L: 7/8 A: 3/4.	250
FR614	D: 3/16 L: 1" A: 7/8.	250
FR616	D: 3/16 L: 1.1/8 A: 1".	250
FR84	D: 1/4 L: 3/8 A: 1/4.	350
FR86	D: 1/4 L: 1/2 A: 3/8.	350
FR88	D: 1/4 L: 5/8 A: 1/2.	300

## REMACHES ALA ANCHA



DESCRIPCIÓN	EMPAQUE
FRL64	D: 3/16 L: 3/8 A: 1/4. 500
FRL66	D: 3/16 L: 1/2 A: 3/8. 250
FRL68	D: 3/16 L: 5/8 A: 1/2. 250
FRL610	D: 3/16 L: 3/4 A: 5/8. 250
FRL612	D: 3/16 L: 7/8 A: 3/4. 250